



**Electrolux**  
PROFESSIONAL

## Modular Cooking Range Line 900XP 2 Drawer Refrigerated Base

ITEM # \_\_\_\_\_

MODEL # \_\_\_\_\_

NAME # \_\_\_\_\_

SIS # \_\_\_\_\_

AIA # \_\_\_\_\_



**391602 (E9TTAECOMIN)**

Refrigerated base with 2 drawers, -2/+10° C, automatic evaporation of defrost condense - R290

### Short Form Specification

**Item No.** \_\_\_\_\_

Refrigerated base with 2 drawers. Built-in refrigerator compressor unit. Can operate over the temperature range of -2°C to 10 °C. Exterior panels in stainless steel. To be installed below other 900XP top units. Delivered with 50 mm height adjustable feet.

### Main Features

- Unit can be easily installed below other 900 line top models.
- Adjustable temperature range from -2 °C to +10 °C to suit meat, fish and dairy storage requirements.
- Forced air circulation for rapid cooling and an even temperature distribution.
- Defrosting and automatic evaporation of condense drain: the condense is automatically evaporated thanks to the electric resistance in the condense drain container.
- GN compliant.
- Designed for modular installation into the cooking block.

### Construction

- Constructed in Stainless steel with Scotch Brite finish to meet the highest hygiene standards.
- Built-in compressor to suit operating conditions.
- Access to all components from the front.
- Unit delivered with 150 mm height adjustable feet in Stainless steel. Feet can be extended up to 250 mm.

### Sustainability



- CFC and HCFC free (highly ecological refrigerant type: R290).

### Optional Accessories

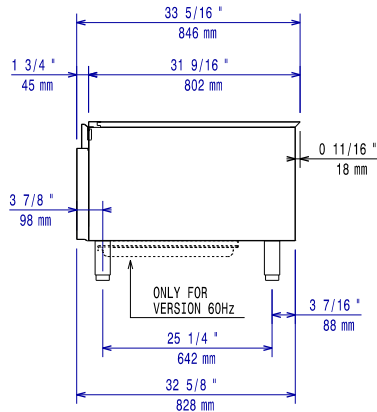
- Flanged feet kit PNC 206136 ☐
- Frontal kicking strip for concrete installation, 1200mm PNC 206151 ☐
- Frontal kicking strip, 1200mm (not for refr-freezer base) PNC 206178 ☐
- Rear paneling - 1200mm (700/900) PNC 206376 ☐
- Kit 3 base support for wheels PNC 206430 ☐
- Kit 6 wheels - 3 swivelling with brake PNC 206432 ☐

**APPROVAL:** \_\_\_\_\_

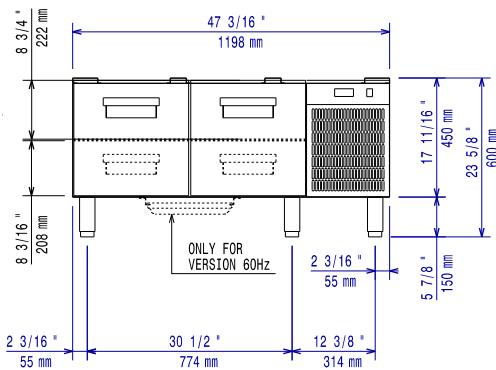


Experience the Excellence  
[www.electroluxprofessional.com](http://www.electroluxprofessional.com)

Front

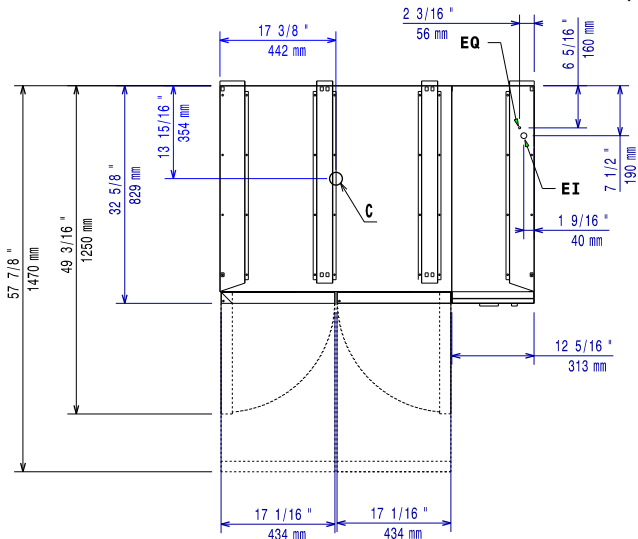


Side



El = Electrical inlet (power)

Top



## Electric

Supply voltage:	220-230 V/1N ph/50 Hz
Electrical power, max:	0.44 kW
Total Watts:	0.44 kW
Plug type:	CE-SCHUKO

## Key Information:

External dimensions, Width:	1200 mm
External dimensions, Depth:	830 mm
External dimensions, Height:	600 mm
Net weight:	114 kg
Shipping weight:	119 kg
Shipping height:	830 mm
Shipping width:	1060 mm
Shipping depth:	1300 mm
Shipping volume:	1.14 m <sup>3</sup>
Gross capacity:	140 lt

## Sustainability

Refrigerant type:	R290
Refrigerant weight (unit 1):	85 g